

CSL *whisper*™



Impossibly Small, ½ Inch Trimless LED Downlight

UPDATED 10/14/2022



Quiet On The Ceiling

Meet CSL Whisper, the ½" aperture LED recessed downlight built for today's clean, quiet ceiling designs. This impossibly small downlight offers broad flexibility for new construction and remodel projects and fits the shallowest of plenums, requiring as little as 2" of plenum clearance.

Whisper is powered by CSL's proprietary SilentVu™ optic technology*, which allows it to produce exceptionally high-quality light for general, task, or accent lighting from a footprint smaller than a dime. The goal: to draw your eye to the thoughtfully designed space, not the ceiling.

Experience extremely low glare, when approaching or inside the space.

* Patent Pending





Powerful On Performance

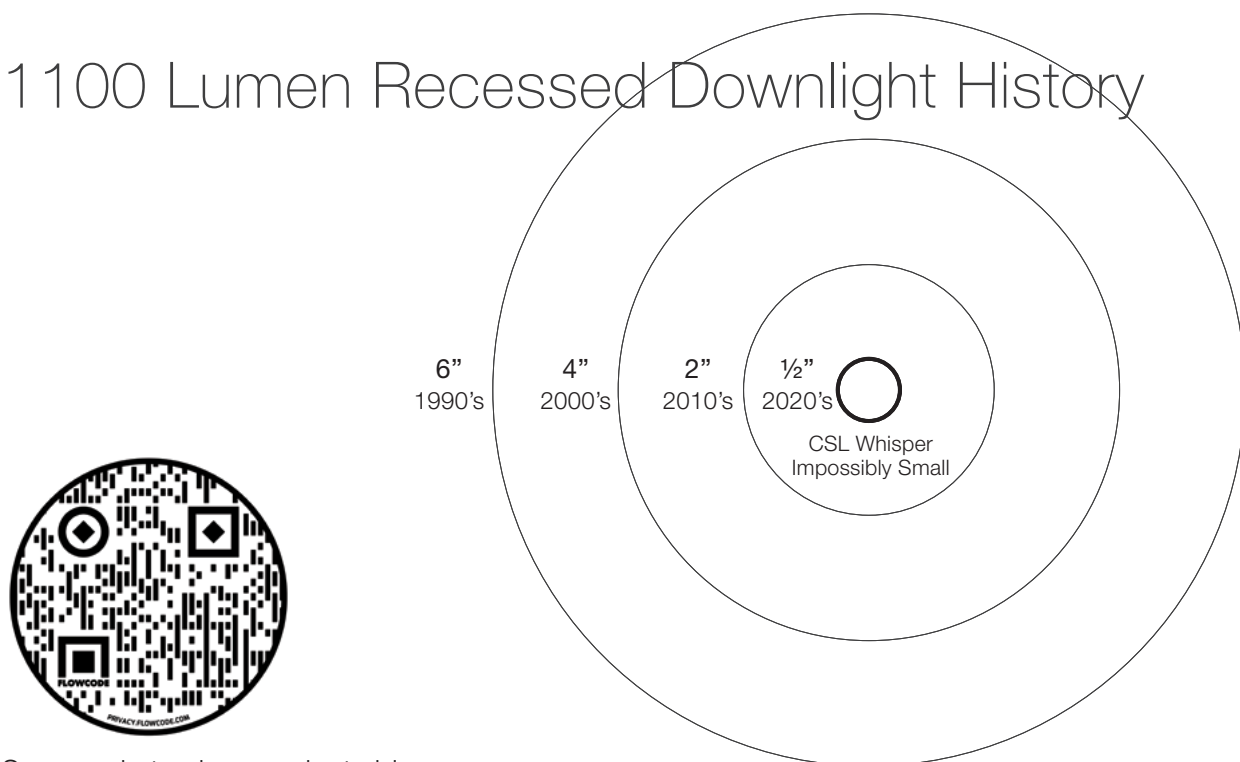
CSL Whisper delivers up to 1100 lumens of minimal glare light, accommodating a variety of needs. These recessed downlights include an installed 50° optic for general, task, and accent lighting. For more controlled applications, a 30° optic is also included.

Our downlights ship standard with either an integral or remote universal voltage driver that includes 0-10V, TRIAC, and ELV 1%-100% dimming –no advance dimming specification is required. Driver options include an enhanced EdoLED 0.1%-100% performance 0-10V dimming driver and Lutron TRIAC or EcoSystem 1%-100% dimming drivers.

CSL Whisper downlights are energy efficient, meeting Energy Star and California Title 24-JA8 standards. They are also UL Listed, Wet Location, IC, and Air Tight Rated.

We precision engineer our CSL Whisper downlights with performance grade aluminum that ensures extended life and is backed by CSL's 30 year legacy of innovation and available 10-year warranty.

1100 Lumen Recessed Downlight History

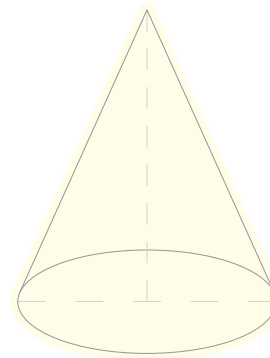


Scan code to view product video

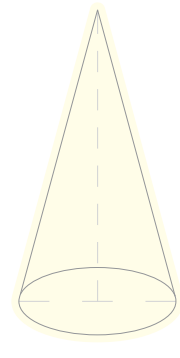
Whisper Downlight

Whisper™ family of products are designed and assembled exclusively by CSL in California.

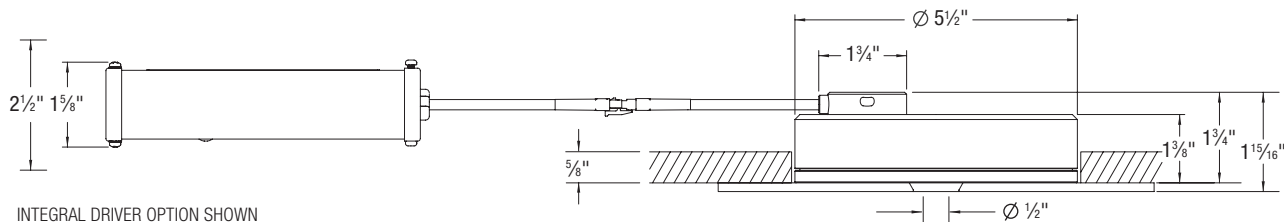
Aperture	1/2" Trimless
Lumens	1100 lm Delivered
Color	2700K, 3000K, 3500K, 4000K at 90 CRI
Input	120/270V 50-60Hz
Optics	50° Installed, 30° Included
Dimming	TRIAC, ELV, 0-10V, EcoSystem



50° optic installed



30° optic included



INTEGRAL DRIVER OPTION SHOWN

Note: 2 1/2" Minimum plenum height to accommodate driver installation into the plenum

WHISPER ORDER MATRIX (Example: **WS-IC-2790-S1** Whisper Downlight, IC Rated, 2700K, 90 CRI, Integral Universal Dim driver)

PRODUCT FAMILY	CCT		CRI
WS-IC- Whisper Downlight IC Rated	27 (2700K)	30 (3000K)	90 (90CRI)
New Construction or Remodel	35 (3500K)	40 (4000K)	

INTEGRAL DRIVER OPTIONS - Includes Whisper with Integral Driver

-S1 ① Whisper with Universal Dim Driver: 1%-100% 0-10V, TRIAC, or ELV , 120V/277V **-EL1** ① Whisper with EldoLED Dim Driver: 0.1%-100% 0-10V, 120V/277V

REMOTE DRIVER OPTIONS - Includes Whisper(s) + Remote Driver

-SR1 ① Whisper + ① Universal Dim Driver: 1%-100% 0-10V, TRIAC, or ELV, 120V/277V **-LRT2** ② Whispers+ ① Lutron Dim Driver: 1%-100%, TRIAC 120V

-SR2 ② Whispers+ ① Universal Dim Driver: 1%-100% 0-10V, TRIAC, or ELV, 120V/277V **-LRT3** ③ Whispers+ ① Lutron Dim Driver: 1%-100%, TRIAC 120V

-SR3 ③ Whispers+ ① Universal Dim Driver: 1%-100% 0-10V, TRIAC, or ELV, 120V/277V **-LRE1** ① Whisper + ① Lutron Dim Driver: 1%-100% EcoSystem, 120V/277V

-ER1 ① Whisper + ① EldoLED Dim Driver: 0.1%-100% 0-10V, 120V/277V **-LRE2** ② Whispers+ ① Lutron Dim Driver: 1%-100% EcoSystem, 120V/277V

-ER2 ② Whispers+ ① EldoLED Dim Driver: 0.1%-100% 0-10V, 120V/277V **-LRE3** ③ Whispers+ ① Lutron Dim Driver: 1%-100% EcoSystem, 120V/277V

-ER3 ③ Whispers+ ① EldoLED Dim Driver: 0.1%-100% 0-10V, 120V/277V

Remote Driver Options listed above are specifically tuned to power the corresponding number of Whispers indicated and must be installed in the configuration as ordered:
 ① Whisper + ① Remote driver, ② Whispers + ① Remote driver, or ③ Whispers + ① Remote as defined above.



WET LOCATION

SSS AIRTIGHT

IC RATED

DIMMABLE

JA8 TITLE 24 COMPLIANT 90 CRI OPTION ONLY



A Division of Troy-CSL Lighting, Inc.

14508 Nelson Avenue
 City of Industry, CA 91744
 P: 626.336.4511 • F: 626.330.4266

www.csllighting.com



Copyright ©2020 Troy-CSL Lighting, Inc.

