

2" Flush Mount Cylinder

15W LED Surface Mount (Round or Square)

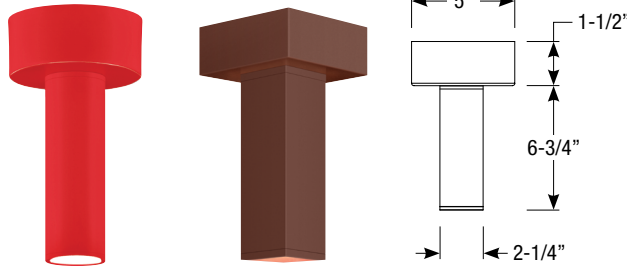
Catalog #:

Type:





Project:

Date:

Notes:



STANDARD FINISHES

| | |
|---------------------------------------------------------------------------------------------------------------------------|-----------------------------------------------------------------------------------------------------------------------|
|  ABL (Aegean Blue) |  PNC (Painted Natural Copper) |
|  BB (Burnished Bronze) |  RD (Red) |
|  BK (Gloss Black) |  SGR (Sage Green) |
|  BLU (Blue) |  SND (Sand) |
|  DVG (Dove Gray) |  SS (Satin Silver) |
|  FLG (Flannel Gray) |  TBZ (Textured Bronze) |
|  GA (Galvanized) |  TGP (Textured Graphite) |
|  GWT (Gloss White) |  TNG (Tangerine) |
|  LG (Lime Green) |  TTL (Tahitian Teal) |
|  MB (Matte Black) |  WT (Semi Gloss White) |
|  MBL (Midnight Blue) |  YEL (Yellow) |
|  PNA (Painted Natural Aluminum) | |

Electrical Data

| CCT | CRI | Wattage | Delivered Lumens | Efficacy |
|-------|--------|---------|------------------|----------|
| 2700K | 90 CRI | 15W | 821lm | 55lpw |
| 3000K | 90 CRI | 15W | 880lm | 59lpw |
| 3500K | 90 CRI | 15W | 947lm | 63lpw |
| 4000K | 90 CRI | 15W | 947lm | 63lpw |

Multiplier for Delivered Lumens

| Wattage | 10 | 15 |
|------------|------|----|
| Multiplier | 0.69 | 1 |

Specifications

Field Replaceable LED Light Engine

- LED with 2 SDCM binning
- 2700K, 3000K, 3500K and 4000K at 90 CRI
- 10°, 30°, 50° and 80° optics

Field Replaceable Dimming Driver

- Multiple dimming drivers available
- Power factor > 0.9, 50/60Hz

Mounting

5" x 1-1/2" canopy included with standard universal dim driver. (7-1/8" x 2-1/4" round canopy or 6-1/4" x 2-1/4" square canopy included with Lutron and eldoLED drivers)

Finishes

Available in 22 standard finishes with optional coastal coating to protect finish in coastal environments.

Listing / Warranty

- Five (5) year limited warranty
- UL listed to US and Canadian standards for damp locations



JA8 TITLE 24 COMPLIANT

Order Matrix

2" Flush Mount Cylinder (Example: LF2-10-35-10-BK-4-S)

| Series | Wattage | CCT / CRI | Optic | Finish | Coastal Coating Option | Rev | Driver | Canopy |
|----------------------|------------|-----------------------------|------------|----------------------------------------|------------------------|-----------|-------------------------------------------------------------------------|-------------------------------------------------|
| LF2 (Round) | -10 | -27 (2700K / 90 CRI) | -10 | -ABL (Aegean Blue) | (blank) (No coating) | -4 | -S² (ERP, Universal Dim, Triac/ELV/0-10V 1% 120-277V) | (blank) (standard canopy) |
| SLF2 (Square) | -15 | -30 (3000K / 90 CRI) | -30 | -BB (Burnished Bronze) | -C (Coating) | | -L3¹ (Lutron Hi-lume® Fade-to-Black 1% 120-277V) | -CC1³ (Conduit 3-1/4" canopy) |
| | | -35 (3500K / 90 CRI) | -50 | -BK (Gloss Black) | | | -EL1¹ (eldoLED DALI 1% 120-277V) | -CC2³ (Conduit 3-7/8" canopy) |
| | | -40 (4000K / 90 CRI) | -80 | -BLU (Blue) | | | -EL2¹ (eldoLED 0-10V 1% 120-277V) | |
| | | | | -DVG (Dove Gray) | | | -DMX¹ (DMX 1% 120-277V) | |
| | | | | -FLG (Flannel Gray) | | | | |
| | | | | -GA (Galvanized) | | | | |
| | | | | -GWT (Gloss White) | | | | |
| | | | | -LG (Lime Green) | | | | |
| | | | | -MBL (Midnight Blue) | | | | |
| | | | | -MB (Matte Black) | | | | |
| | | | | -PNA (Painted Natural Aluminum) | | | | |
| | | | | -PNC (Painted Natural Copper) | | | | |
| | | | | -RD (Red) | | | | |
| | | | | -SGR (Sage Green) | | | | |
| | | | | -SND (Sand) | | | | |
| | | | | -SS (Satin Silver) | | | | |
| | | | | -TBZ (Textured Bronze) | | | | |
| | | | | -TGP (Textured Graphite) | | | | |
| | | | | -TNG (Tangerine) | | | | |
| | | | | -TTL (Tahitian Teal) | | | | |
| | | | | -WT (Semi Gloss White) | | | | |
| | | | | -YEL (Yellow) | | | | |

Emergency

| | |
|-------------------|--------------------------------|
| EM-1000 | (25W Remote Inverter) |
| EM-1002 | (10W Remote Inverter) |
| EM-1003 | (35W Remote Inverter) |
| EM-1003-CA | (35W Remote Inverter) Title 20 |
| EM-1004 | (50W Remote Inverter) |
| EM-1006 | (25W Remote Inverter) Title 20 |

Optic

| | |
|------------------------|------------|
| EDLM-10-OPTIC-3 | (10° Spot) |
| EDLM-30-OPTIC-3 | (30° Spot) |
| EDLM-50-OPTIC-3 | (50° Spot) |
| EDLM-80-OPTIC-3 | (80° Spot) |

- Includes larger canopy
- Forward and reverse dimming at 120V only

- CC1 and CC2 only for S driver option

Spec-00222 Revised 10/14/2022

